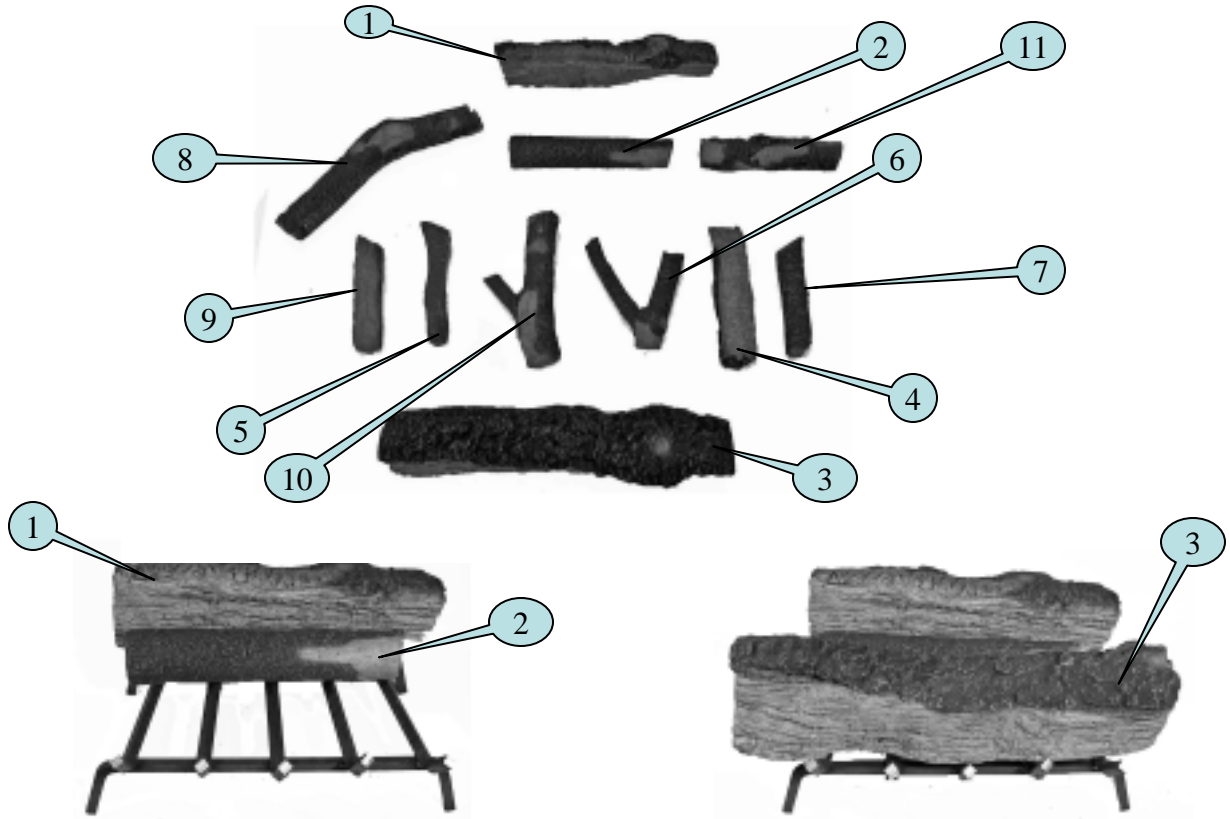



FIRESIDE VERSAWOOD-FVW 18



Step 1


Step 2



Step 3

Step 4

Note: Log No's 1,3,4,5,7,8,10 & 11 may be installed to show the bark or the split sides



Step 5

When ordering a replacement log, Use the name of your log set plus the number of the log. For example for log #1 order as FVW18-1, Log #2 order FVW18-2

Important: Do not discard, Keep with your Installation Manual

Pt No 4004-307