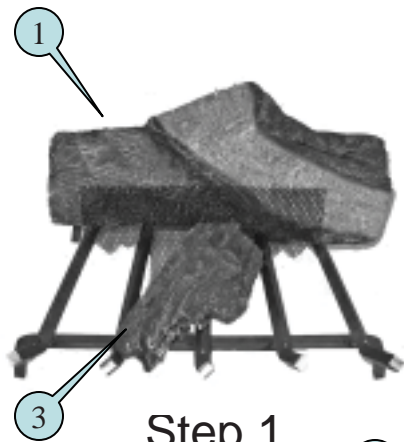



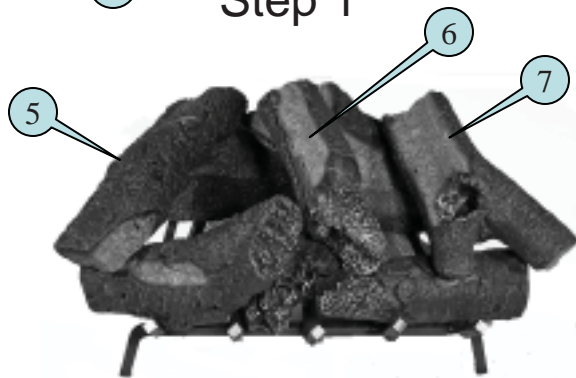
FIRESIDE SUPREME OAK- FSO 18




Step 1



Step 2



Step 3



Step 4

Important: Do not discard, keep with your Installation Manual

When ordering a replacement log, Use the name of your log set plus the number of the log. For example for log #1 order as FSO18-1, Log #2 order FSO18-2, ETC..

Pt. No. 4004-310